



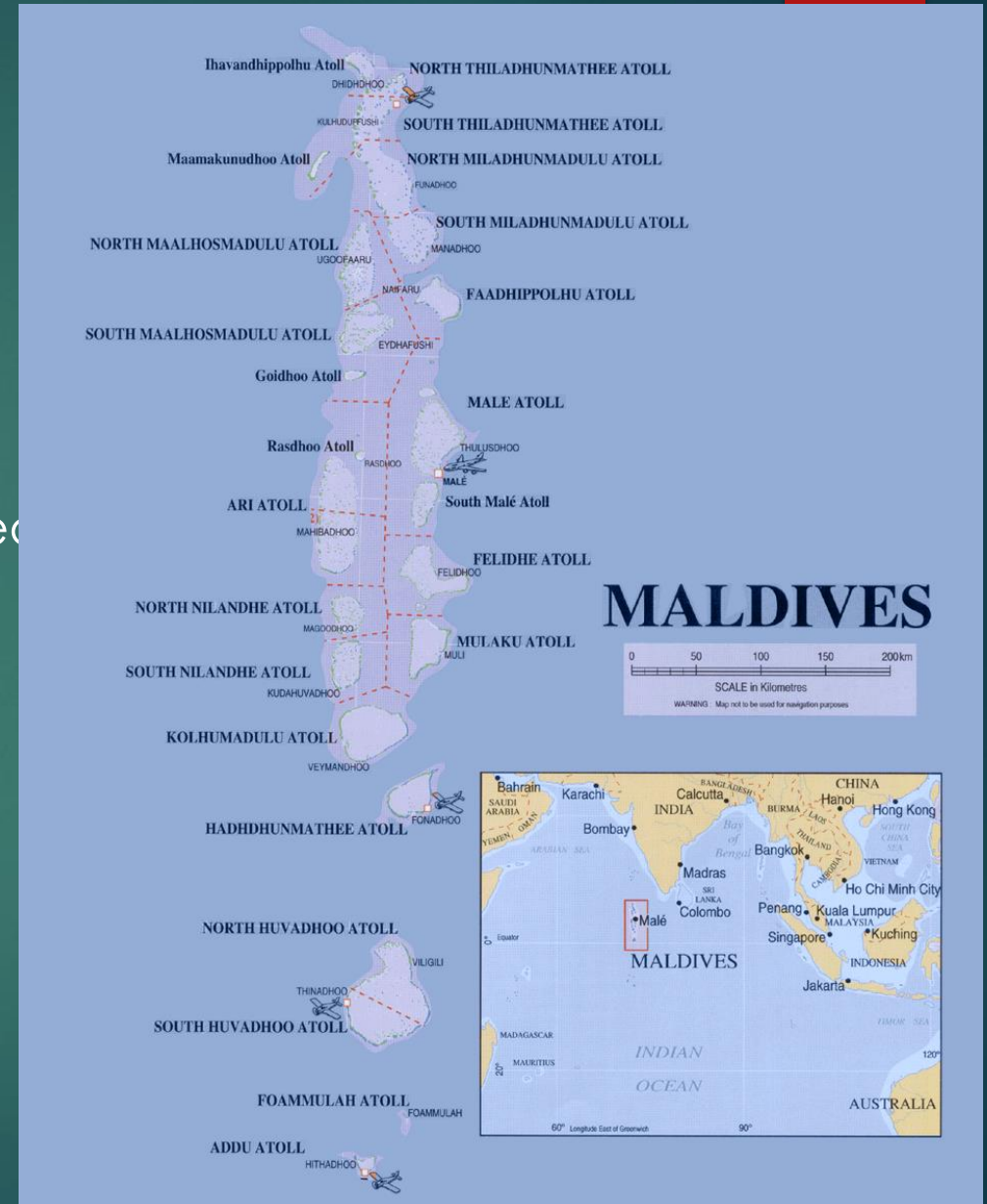
Regional Meeting on National Transfer Accounts



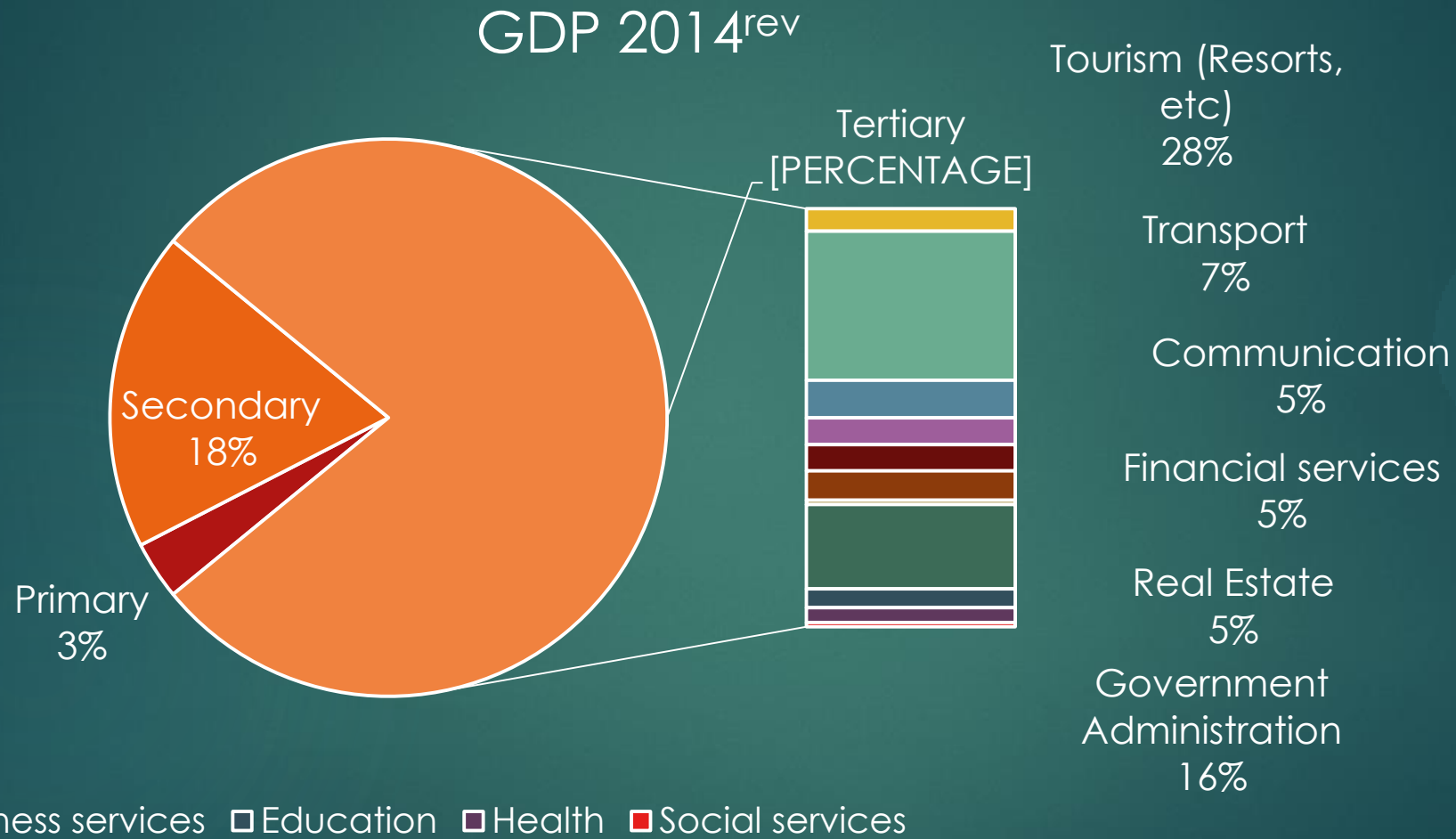
MOHAMED IMAD
ECONOMIC AND DEVELOPMENT POLICY DIVISION
MINISTRY OF FINANCE AND TREASURY

Overview

- ▶ Population (Census 2014)
 - ▶ Resident Maldivians: 338,434
 - ▶ Resident Non-Maldivians: 63,637
- ▶ Archipelago of 1,192 islands in the India Ocean
 - ▶ 188 Inhabited Islands
 - ▶ Roughly 99% ocean and 1% land
- ▶ Main economic activity: Tourism
- ▶ GDP per capita
 - ▶ PPP\$ 9,416 ^{2014 revised}
 - ▶ US\$ 5,036 ^{2014 revised}
- ▶ Highly dependent on imports
 - ▶ Highest expenditure is on energy



Economy



Source: National Bureau of Statistics

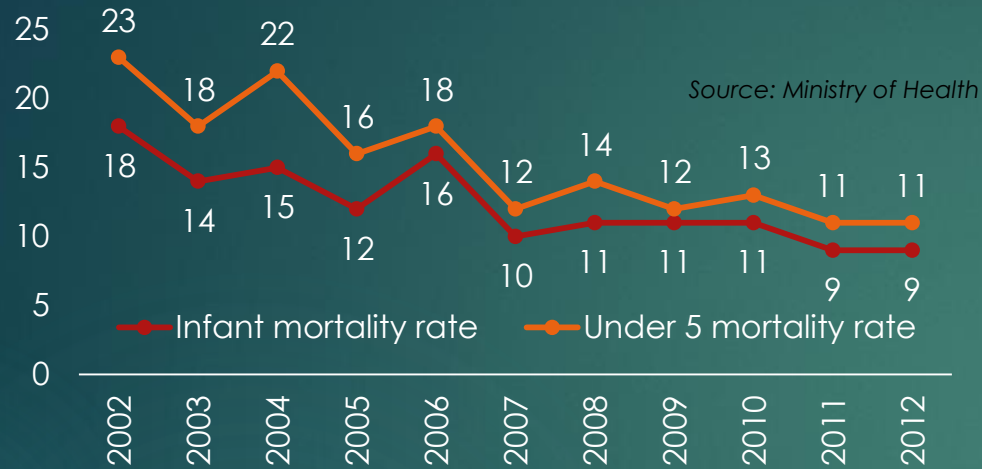
Social Profile

- ▶ Life expectancy
 - ▶ Male: 72.97 years
 - ▶ Female: 74.66 years
- ▶ Unemployment rate
 - ▶ Republic: 12%
- ▶ Human Development
 - ▶ HDI: 0.698
 - ▶ HDI Ranking: 103
- ▶ Literacy rate: 94%

Net Enrolment Rate (2014)	Total	Male	Female
Primary	98.6	98.6	98.6
Lower Secondary	81.5	84.0	78.8
Higher Secondary	23.6	20.2	27.3

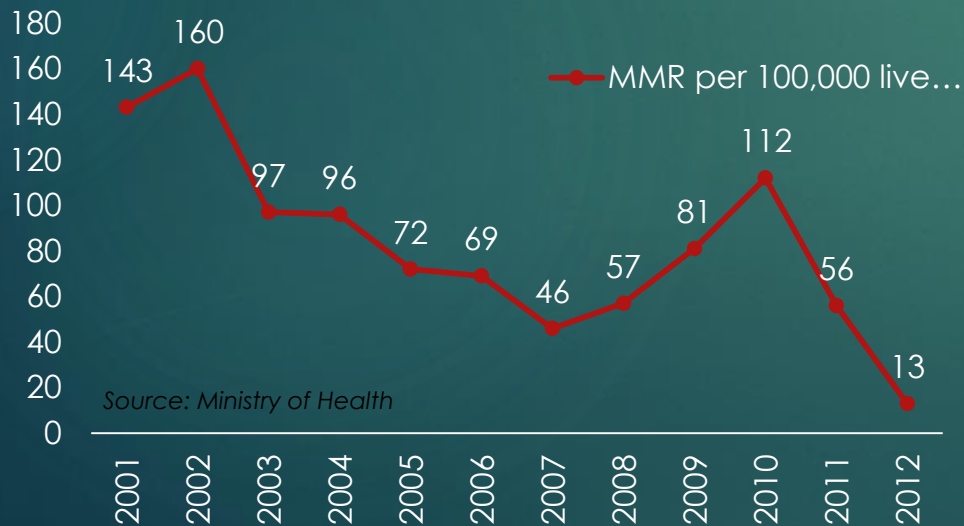
Social Profile...

Infant & Child mortality rate

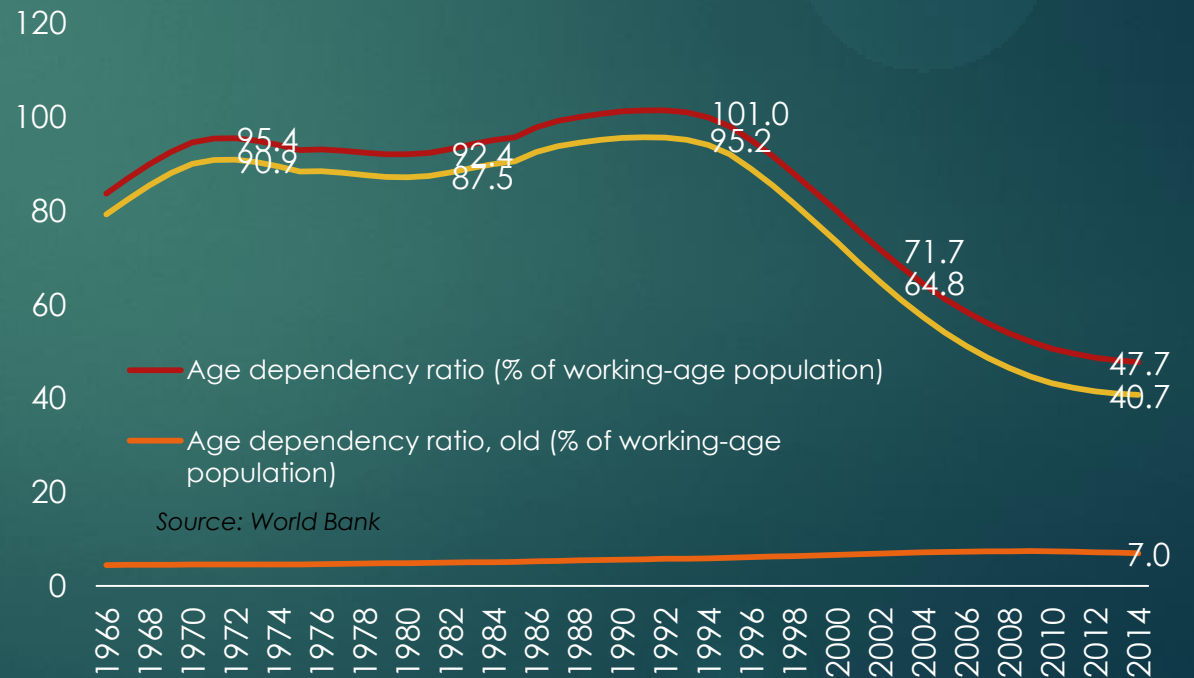


➤ Total Fertility rate declined from 6.4 children in 1990 to 2.1 in 2006

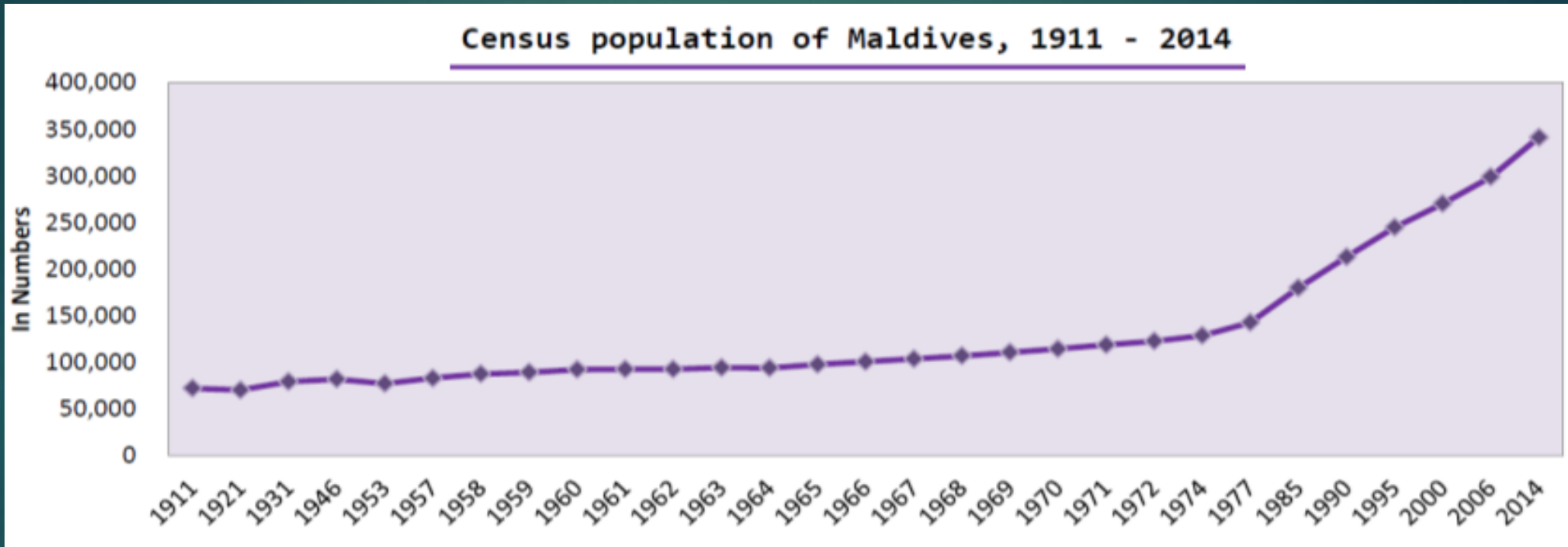
Maternal Mortality ratio



Age-dependency Ratio



Population Growth



Source: National Bureau of Statistics

Figure 3.2: Population Pyramid of Maldives, 1995

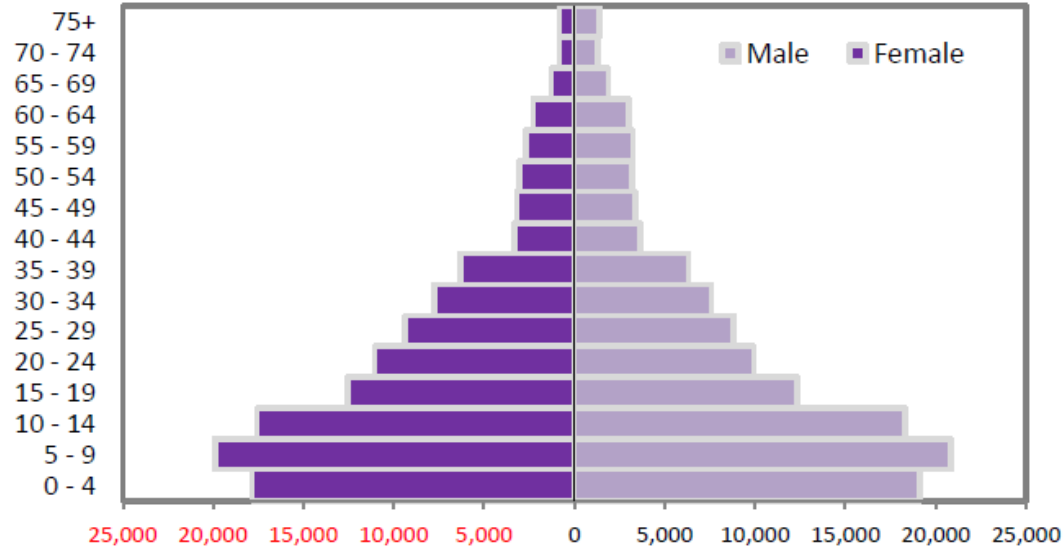


Figure 3.4: Population Pyramid of Maldives, 2006

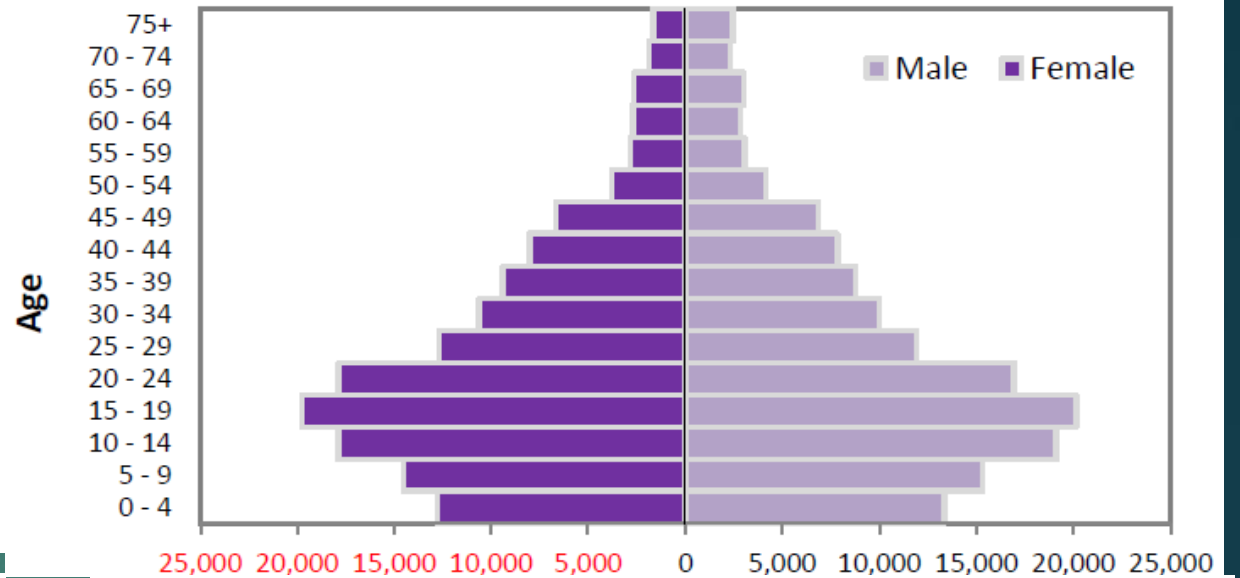


Figure 3.3: Population Pyramid of Maldives, 2000

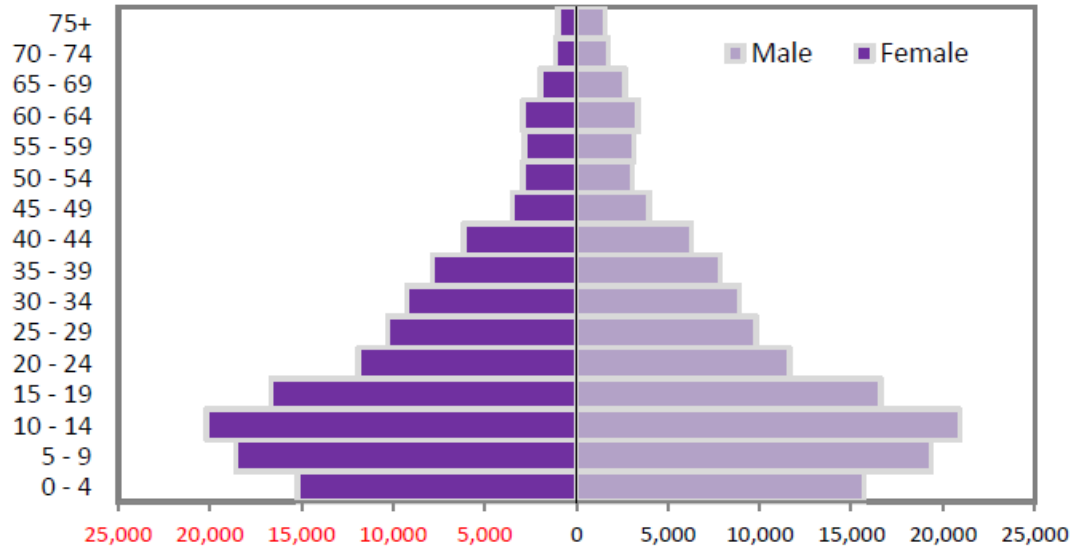
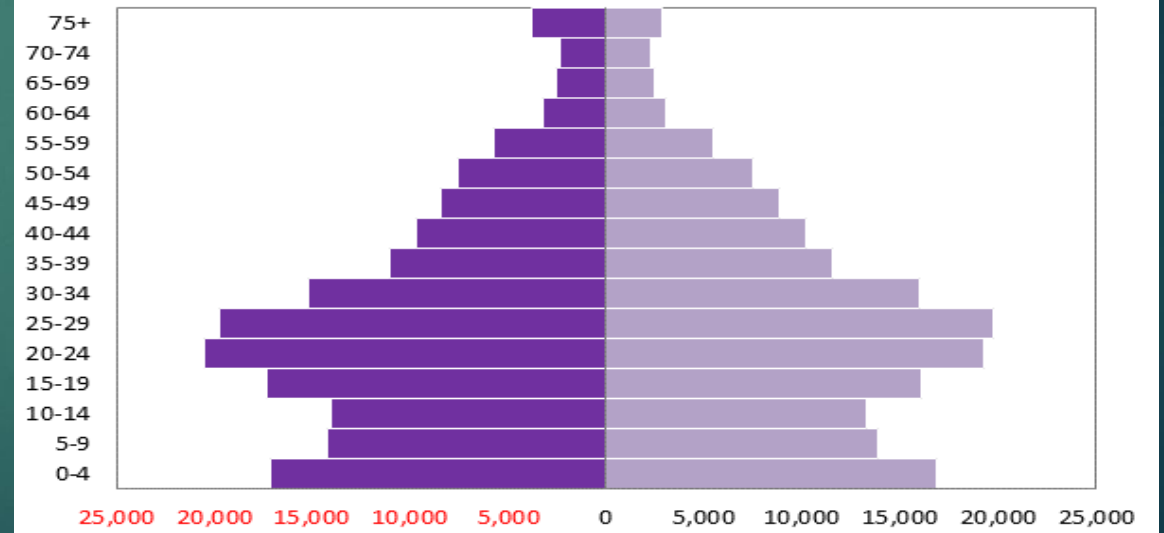


Figure 3.5: Population Pyramid of Maldives, 2014



Data Availability

▶ Population data

▶ Population and Housing Census 2014

- ▶ Information on population by age and sex and households by type at atoll and island level
- ▶ Includes
 - ▶ Population size, age and sex
 - ▶ Citizenship
 - ▶ Religion
 - ▶ Education
 - ▶ Migration
 - ▶ Economic activity
 - ▶ Marital status
 - ▶ Housing etc
- ▶ Every 5 years by National Bureau of Statistics

▶ Maldives Demographic and Health Survey 2009

- ▶ Monitor population and health situation through indicators such as:
 - ▶ fertility levels
 - ▶ nutritional status of women and children
 - ▶ childhood mortality
 - ▶ maternal and child health
 - ▶ communicable and non-communicable diseases etc.
- ▶ Every 5 years by Ministry of Health

Data Availability...

▶ Public and Private transfers

▶ National Social Protection Agency

- ▶ Public subsidies and transfers
- ▶ Health Insurance Scheme
- ▶ Data available on request

▶ Maldives Pension Administration Office

- ▶ Data available on request

▶ Household Income and Expenditure Survey 2009/2010

- ▶ Data collection on indicators:
 - ▶ Household expenditure
 - ▶ Household income
 - ▶ Household consumption
 - ▶ Prevalence of poverty
 - ▶ Prevalence of unemployment
- ▶ Every 5 years by National Bureau of Statistics

Data Availability...

Additional Data Sources

- ▶ Statistical Yearbook of Maldives
- ▶ Statistical Archive of Maldives
- ▶ Maldives Health Statistics
- ▶ School Statistics
- ▶ Maldives Inland Revenue Authority
- ▶ Civil Service Commission
- ▶ Annual Budget
- ▶ President's Office

Avenues for Data utilization

- ▶ Inclusive and Sustainable Development Planning
 - ▶ Healthcare, education, equity, economic growth
- ▶ Population and Development Consolidation
- ▶ Evidence-based policy making
 - ▶ Revisions to Tax policies
 - ▶ Social safety net restructuring
 - ▶ Employment creation
- ▶ Achievement of Sustainable Development Goals

Research Bodies

- ▶ Economic and Development Policy Division, Ministry of Finance and Treasury
 - ▶ Spearheads the monitoring and reporting of the progress in achievement of sustainable Development Goals
- ▶ National Bureau of Statistics, Ministry of Finance and Treasury
- ▶ Independent Research Institutes
 - ▶ Maldives National University
 - ▶ Villa College

Challenges and Opportunities

- ▶ Data Collection
 - ▶ No independent institution being involved in nation wide data collection
 - ▶ Limited information on details of the labour force
 - ▶ Lack of data on foreign labour
- ▶ Data utilization
 - ▶ Political enthusiasm in evidence-based policy-making
- ▶ Awareness
 - ▶ Use of social media
 - ▶ Info graphs